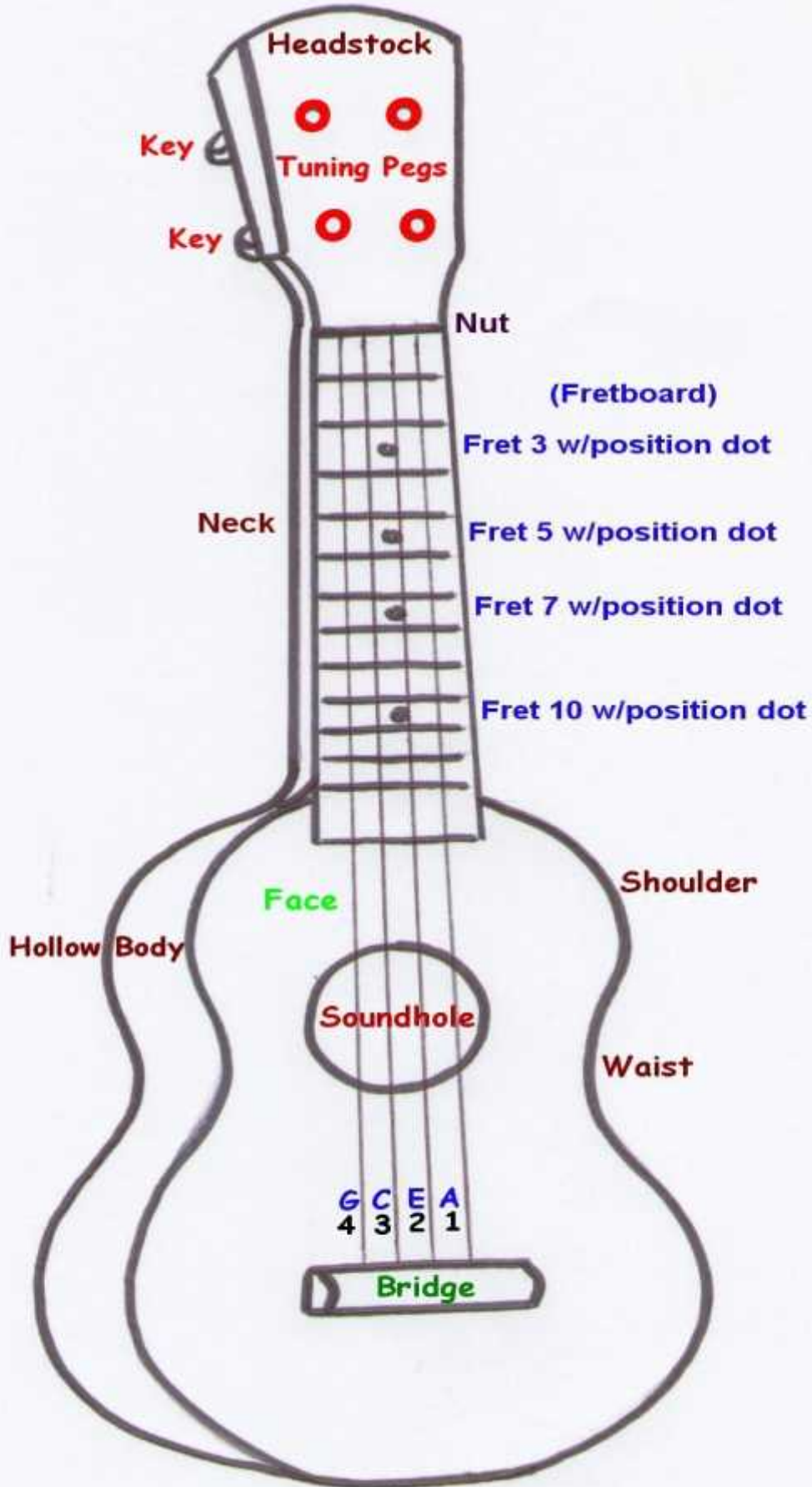


The Ukulele



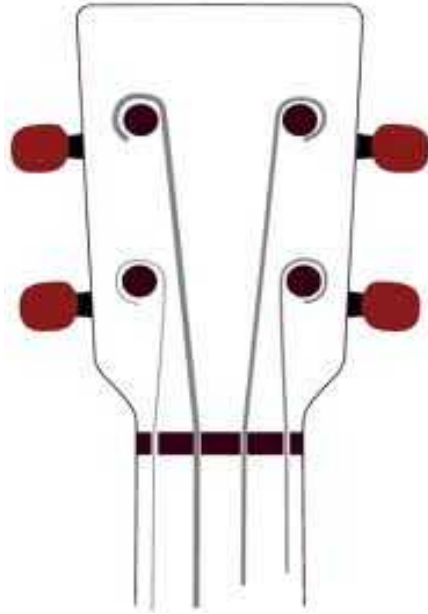
Types of Ukulele

The four Classic Types that you'll come across are: the Soprano, the Concert (sometimes called Alto), the Tenor, and the Baritone. They all use the same type of basic fretboard.

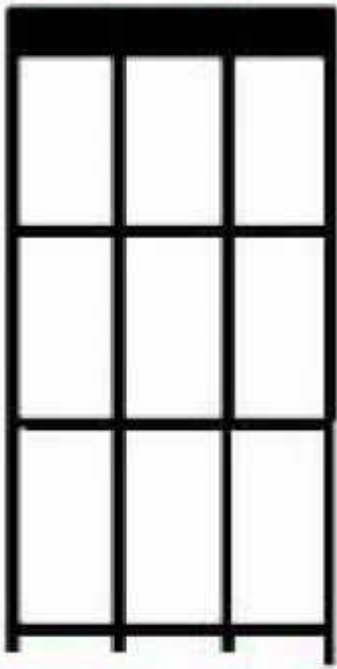
How to Choose from the Four Types of Ukulele

- **Soprano** - The **standard Ukulele** and the one most easily recognized because it is the tiniest and its tone is typically the one associated with ukuleles. If you're a newbie wanting to learn the ukulele, this is the one to start with.
- **Concert** - Also referred to as the *alto ukulele*, has a fuller tone. It is **slightly larger than the soprano model** having a 15" scale compared to 13" on the soprano, so it's a better choice if you have larger hands.
- **Tenor** - Has an even fuller tone and is **larger than the concert Ukulele**. This type can come with different numbers of strings, 4 strings or 6-strings; you can even get an 8-string type of Ukulele as a tenor.
- **Baritone** - This is **the largest of all the ukulele types** and resembles a mini-guitar. You can even tune it like a guitar. It has the deepest tone and is usually the most expensive model.


Ukulele Strings



4 3 2 1




G C E A



Ukulele Chords

On the Ukulele, we can think of a chord as 4 notes, one note for each string, all played at the same time. The first chord you are going to learn is called the "C" chord, also known as the "C Major" chord.



A **chord diagram** is a simple drawing of the instrument, with markers for the finger positions required to make the chord.

To play the "C" chord as shown in this chord diagram, you simply press the end of your ring finger down on the "A" string between the second and third "fret", those metal bars that go across the neck.

Once you have your fingers in the right position for a C chord, you can use your right hand to strum the strings.

The Sign / means to strum

C / / / C / / / C / / / C / / /
C / / / C / / / C / / / C / / /

Cotton eyed Joe

C / / / C / / /
Where did you come from, Where did you go,

C / / / C / / /
Where did you come from, Cotton eyed Joe

C / / / C / / /
Come for to see you, come for to sing

C / / / C / / /
Come for to show you my diamond ring



C / / / C / / /
Where did you come from, Where did you go,


C / / / C / / /
Where did you come from, Cotton eyed Joe

C / / / C / / /
If it hadn't been for Cotton-eyed Joe

C / / / C / / /
I'd been married a long time ago

C / / / C / / /
Where did you come from, Where did you go,

C / / / C / / /
Where did you come from, Cotton eyed Joe



Pick a Bale of Cotton

Verse 1

C / / / C / / / C / / / C / / /
 Jump down, turn around, pick a bale of cotton, Jump down, turn around, pick a bale a day
C / / / C / / / C / / / C / / /
 Jump down, turn around, pick a bale of cotton, Jump down, turn around, pick a bale a day
C / / / C / / / C / / / C / / /
 Oh, lawdy, pick a bale of cotton, oh, lawdy, pick a bale a day
C / / / C / / / C / / / C / / /
 Oh, lawdy, pick a bale of cotton, oh, lawdy, pick a bale a day

Verse 2

C / / / C / / / C / / / C / / /
 Me and my gal gonna pick a bale of cotton, Me and my gal gonna pick a bale a day.
C / / / C / / / C / / / C / / /
 Me and my gal gonna pick a bale of cotton, Me and my gal gonna pick a bale a day.
C / / / C / / / C / / / C / / /
 Oh, lawdy, pick a bale of cotton, oh, lawdy, pick a bale a day
C / / / C / / / C / / / C / / /
 Oh, lawdy, pick a bale of cotton, oh, lawdy, pick a bale a day

Verse 3

C / / / C / / / C / / / C / / /
 Peter and Tess are gonna pick a bale of cotton, Peter and Tess are gonna pick a bale a day.
C / / / C / / / C / / / C / / /
 Cindy and Frank are gonna pick a bale of cotton, Cindy and Frank are gonna pick a bale a day.
C / / / C / / / C / / / C / / /
 Oh, lawdy, pick a bale of cotton, oh, lawdy, pick a bale a day
C / / / C / / / C / / / C / / /
 Oh, lawdy, pick a bale of cotton, oh, lawdy, pick a bale a day


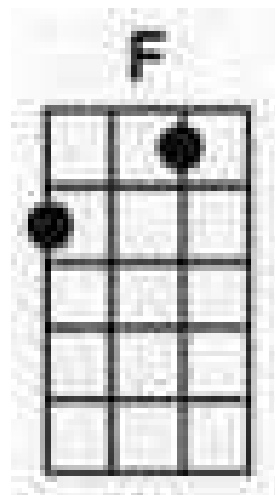
Verse 4

C / / / C / / / C / / / C / / /
 Jump down, turn around, pick a bale of cotton, Jump down, turn around, pick a bale a day
C / / / C / / / C / / / C / / /
 Jump down, turn around, pick a bale of cotton, Jump down, turn around, pick a bale a day
C / / / C / / / C / / / C / / /
 Oh, lawdy, pick a bale of cotton, oh, lawdy, pick a bale a day
C / / / C / / / C / / / C / / /
 Oh, lawdy, pick a bale of cotton, oh, lawdy, pick a bale a day

I'm Singing in the Rain



F / / / F / / / F / / / F / /
 I'm singing in the rain, Just singing in the rain
/ F / / / F / / / C7 / / / C7 / /
 What a glorious feelin', I'm happy again
/ C7 / / / C7 / / / C7 / / / C7 / /
 I'm laughing at clouds, So dark up above
/ C7 / / / C7 / / / / F / / / F / /
 The sun's in my heart, And I'm ready for love
/ F / / / F / / / F / / / / F / / /
 Let the stormy clouds chase, Everyone from the place
F / / / / F / / / / C7 / / / C7 / /
 Come on with the rain, I've a smile on my face
/ C7 / / / / C7 / / / / C7 / / / C7 / /
 I walk down the lane, With a happy refrain
/ C7 / / / C7 / / / / F / / / F / /
 I'm singin', just Singin' in the rain



SINGIN' IN THE RAIN

By Arthur Freed & Nacio Herb Brown

#1 Hit by Cliff Edwards "UKULELE IKE" in **The Broadway Review of 1929**

Arranged for Ukulele by "UKULELE MIKE" Lynch



(Swing Shuffle: Down Up Down Up Down Up Down Up)

F - Am F - Am F - Am F - Am
I'm singin' in the rain Just singin' in the rain

F - Am F - Am Gm6 - C7 Gm6 - C7
What a glorious feelin' I'm happy again

Gm6 - C7 Gm6 - C7 Gm6 - 7 Gm6 - C7
I'm laughin' at clouds So dark up above

Gm6 - C7 Gm6 - C7 F - Am F - Am
The sun's in my heart And I'm ready for love

F - Am F - Am F - Am F - Am
Let the stormy clouds chase Everyone from the place

F - Am F - Am Gm6 - C7 Gm6 - C7
Come on with the rain I've a smile on my face

Gm6 - C7 Gm6 - C7 Gm6 - C7 Gm6 - C7
I walk down the lane With a hap - py refrain

Gm6 - F Gm6 - F F - Am - F
Just singin', Singin' in the rain

Deep in the Heart Of Texas

Intro: **C7 / / / F / / / F / / /**

Verse 1

F / / / F / / / F / / / F / / / F / / / F / / / C7 / /

The stars at night are big and bright, Deep in the heart of Texas

/ C7 / / / C7 / / / C7 / / / C7 / / / C7 / / / C7 / / / F / / / F / /

The prai - rie sky is wide and high, Deep in the heart of Texas

/ F / / / F / / / F / / / F / / / F / / / F / / / C7 / /

The Sage in bloom is like perfume, Deep in the heart of Texas

/ C7 / / / C7 / / / C7 / / / C7 / / / C7 / / / C7 / / / C7 / / / F / / / F / /

Reminds me of the one I love, Deep in the heart of Texas

Verse 2

/ F / / / F / / / F / / / F / / / F / / / F / / / C7 / /

The cowboys cry ki - yip-pie-yi, Deep in the heart of Texas

/ C7 / / / C7 / / / C7 / / / C7 / / / C7 / / / C7 / / / C7 / / / F / / / F / /


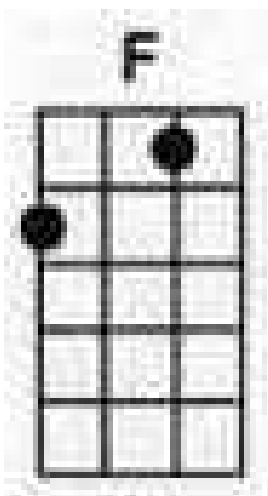
The rab - bits rush a - round the brush, Deep in the heart of Texas

/ / F / / / F / / / F / / / F / / / F / / / F / / / C7 / /

The coy - o - tes wail a - long the trail, Deep in the heart of Texas

/ C7 / / / C7 / / / C7 / / / C7 / / / C7 / / / C7 / / / C7 / / / F / / / F / /

The dog - gies bawl and bawl and bawl, Deep in the heart of Texas



El Conder Pasa

Verse 1

Am /// Am /// Am / / / Am / / / C /// C /

I'd rather be a sparrow than a snail

/ / C /// C / / / C /// C / / / Am /// Am /// Am /// Am //

Yes I would, if I could, I surely would, Hmm-mmmmm

/ Am / / / Am / / / C /// C /

I'd rather be a hammer than a nail

/ / C /// C / / / C /// C / / / Am /// Am /// Am /// Am //

Yes I would, if I could, I surely would, Hmm-mmmmm

Bridge:

/ F /// F / / / F /// F / / / C /// C / / / C /// C //

Away, I'd rather sail a - way, Like a swan that's here and gone

/ F /// F / / / F /// F / / / C /// C / / / C /// C

A man gets tied up to the ground, He gives the world it's saddest sound

/ / / Am /// Am /// Am /// Am //

It's saddest sound, hmm-mmmmm

Verse

/ Am / / / Am / / / C /// C /

I'd rather be a forest than a street

/ / C /// C / / / C /// C / / / Am /// Am /// Am /// Am //

Yes I would, if I could, I surely would, Hmm-mmmmm

/ Am / / / Am / / / C /// C /

I'd rather feel the earth beneath my feet

/ / C /// C / / / C /// C / / / Am /// Am /// Am /// Am //

Yes I would, if I could, I surely would, Hmm-mmmmm

Bridge:

/ F /// F / / / F /// F / / / C /// C / / / C /// C //

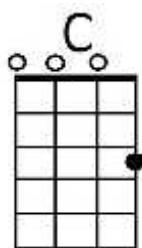
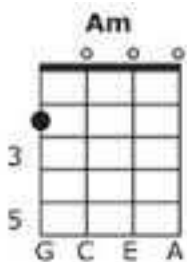
Away, I'd rather sail a - way, Like a swan that's here and gone

/ F /// F / / / F /// F / / / C /// C / / / C /// C

A man gets tied up to the ground, He gives the world it's saddest sound

/ / / Am /// Am /// Am /// Am /// Am /// Am //

It's saddest sound, hmm-mmmmm hmm-mmmmm hmm-mmmmm (1 Strum)

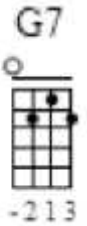
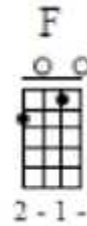
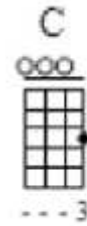


Then I kissed Her - The Crystals

Intro: (Ukulele)

C / / / C / / / C / / / C / / /

A-----
 E---0-1-0---0-1-0---0-1-0---0-1-0---
 C---0-----0-----0-----0-----
 G-----



Verse 1

C / / / / G7 / / / C / / / C / / /

Well I walked up to her and I asked her if she wanted to dance (intro riff x 2)

C / / / / G7 / / / C / / / C / / /

She looked awful nice, and so I hoped she might take a chance (intro riff x 2)

F / / / / C / / / F / / / C / / /

When we danced I held her tight, and then I walked her home that night

/ C / / / G7 / / / C / / / C / / /

And all the stars were shining bright and then I kissed her (intro riff x 2)

Verse 2

C / / / / G7 / / / C / / / C / / /

Each time I saw her I couldn't wait to see her again (intro riff x 2)

C / / / / G7 / / / C / / / C / / /

I wanted to let her know that I was more than a friend (intro riff x 2)

F / / / / C / / / F / / / C / / /

I didn't know just what to do, so I whispered "I love you"

C / / / / G7 / / / C / / / C / / /

And she said that she loved me too, and then I kissed her (intro riff x 2)

Bridge

F / / / / F / / / F / / / F / / /

I kissed her in a way that I'd never kissed a girl before

/ D7 / / / D7 / / / G / / / G / / /

I kissed her in a way that I hoped she'd like for evermore

Verse 3

/ C / / / / G7 / / / C / / / C / / /

I knew that she was mine so I gave her all the love that I had (intro riff x 2)

/ C / / / / G7 / / / C / / / C / / /

Then one day she'll take me home to meet her mom and dad (intro riff x 2)

F / / / / C / / / F / / / C / / /

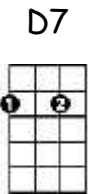
And then I'll ask her to be my bride, and always be right by my side

/ C / / / G7 / / / C / / / C / / /

I felt so happy I almost cried, and then I kissed her (intro riff x 2)

/ C / / / C / / / C (with Intro Riff until the end)

And then I kissed her, And then I kissed her



The Lion Sleeps Tonight



Intro

C / / / F / / / C / / / G7 / / /

We-de-de-de, de-de-de-de-de de, we-um-um-a-way

C / / / F / / / C / / / G7 / / /

We-de-de-de, de-de-de-de-de de, we-um-um-a-way

Chorus

C / / / F / / / C / / / G7 / / /
A wimoweh, a-wimoweh, a-wimoweh, a wimoweh A wimoweh, a-wimoweh, a-wimoweh, a wimoweh

C / / / F / / / C / / / G7 / / /
A wimoweh, a-wimoweh, a-wimoweh, a wimoweh A wimoweh, a-wimoweh, a-wimoweh, a wimoweh

Verse 1

C / / / F / / / C / / / G7 / / /
In the jungle, the mighty jungle, the lion sleeps tonight

C / / / F / / / C / / / G7 / / /
In the jungle, the quiet jungle, the lion sleeps tonight

C / / / F / / / C / / / G7 / / /
A wimoweh, a-wimoweh, a-wimoweh, a wimoweh A wimoweh, a-wimoweh, a-wimoweh, a wimoweh

C / / / F / / / C / / / G7 / / /
A wimoweh, a-wimoweh, a-wimoweh, a wimoweh A wimoweh, a-wimoweh, a-wimoweh, a wimoweh



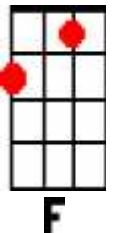
Verse 2

C / / / F / / / C / / / G7 / / /
Near the village, the peaceful village, the lion sleeps tonight

C / / / F / / / C / / / G7 / / /
Near the village, the quiet village, the lion sleeps tonight

C / / / F / / / C / / / G7 / / /
A wimoweh, a-wimoweh, a-wimoweh, a wimoweh A wimoweh, a-wimoweh, a-wimoweh, a wimoweh

C / / / F / / / C / / / G7 / / /
A wimoweh, a-wimoweh, a-wimoweh, a wimoweh A wimoweh, a-wimoweh, a-wimoweh, a wimoweh



Verse 3


C / / / F / / / C / / / G7 / / /
Hush my darling, don't fear my darling, The lion sleeps tonight

C / / / F / / / C / / / G7 / / /
Hush my darling, don't fear my darling, The lion sleeps tonight

C / / / F / / / C / / / G7 / / /
A wimoweh, a-wimoweh, a-wimoweh, a wimoweh A wimoweh, a-wimoweh, a-wimoweh, a wimoweh

C / / / F / / / C / / / G7 / / /
A wimoweh, a-wimoweh, a-wimoweh, a wimoweh A wimoweh, a-wimoweh, a-wimoweh, a wimoweh

The G7 Chord



Twelve Bar Blues

Sequence

C /// C /// C /// C7 /// F /// F ///
C /// C /// G7 /// F /// C /// C ///

HOUND DOG Elvis

C // / C / / / C /// C7

You ain't nothin' but a hound dog, cryin' all the time,
/ / / F /// F / / / C /// C

You ain't nothin' but a hound dog, cryin' all the time,
/ / / G7 / / / F / / / C /// C

Well you ain't never caught a rabbit and you ain't no friend of mine.

/ / / C / / C / / / C /// C7

Well they said you were high class, well that was just a lie
/ / / F /// F / / / C /// C

Well they said you were high class, well that was just a lie
/ / / G7 / / / F / / / C /// C

Well you ain't never caught a rabbit and you ain't no friend of mine.

That's Alright, Mama - Elvis

C /// C /// C /// C7 /// F /// F ///
C /// C /// G7 /// F /// C /// C ///

/ C / // C / / /

Well, that's alright, Mama, That's alright for you
C / / / C7 / / / F /// F ///

That's alright mama, just anyway you do, Well, that's alright, that's alright.
/ G7 / // G7 /// C /// C ///

That's alright now mama, anyway you do

C / / / C / / /

Mama she done told me, Papa done told me too
C / / / C7 / / /

'Son, that gal your foolin' with, She ain't no good for you'
/ F // / F //

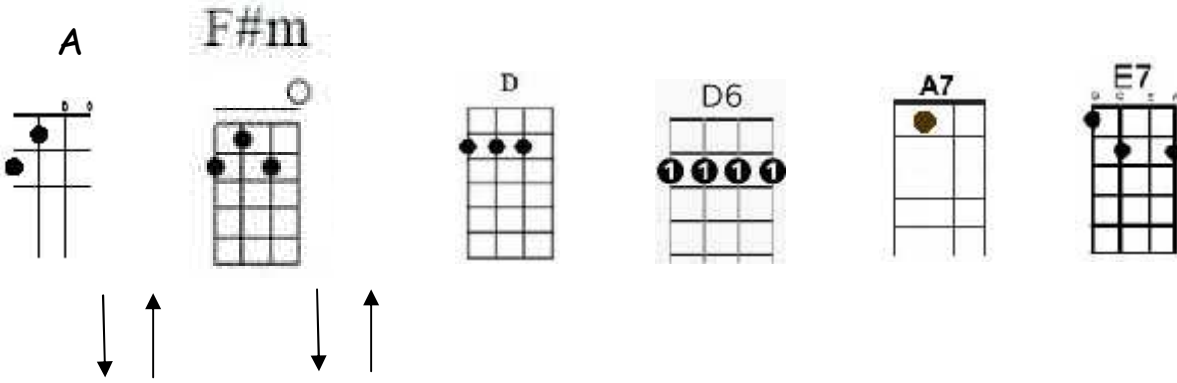
Well, that's alright, that's alright.
/ G7 / / / G7 // / C /// C ///

That's alright now mama, anyway you do

Instrumental

C /// C /// C /// C7 /// F /// F ///
C /// C /// G7 /// F /// C /// C ///

Ukulele Twelve Bar Blues in A



A / F#m / A / F#m / A / F#m / A / F#m /

A / F#m / A / F#m / A / F#m / A / A7 /

D / D6 / D / D6 / D / D6 / D / D6 /

A / F#m / A / F#m / A / F#m / A / F#m /

E7 / / / D / D6 / D / D6 /

A / F#m / A / F#m / A / F#m / A / F#m /

Camptown Races

Stephen Foster

5

Musical notation for measures 1-4. The melody is in 2/4 time, starting with a quarter note G4, followed by eighth notes A4, B4, C5, D5, E5, F5, G5, and a dotted quarter note G4. The ukulele tablature below shows the corresponding fret numbers: 0, 0, 0, 0, 0, 0, 2, 0, 2, 0.

5

Musical notation for measures 5-8. The melody continues with eighth notes G4, A4, B4, C5, D5, E5, F5, G5, and a dotted quarter note G4. The ukulele tablature shows: 0, 0, 0, 0, 2, 0, 2, 0, 0.

9

Musical notation for measures 9-12. The melody continues with eighth notes G4, A4, B4, C5, D5, E5, F5, G5, and a dotted quarter note G4. The ukulele tablature shows: 0, 0, 0, 0, 0, 2, 0, 2, 0.

13

Musical notation for measures 13-16. The melody continues with eighth notes G4, A4, B4, C5, D5, E5, F5, G5, and a dotted quarter note G4. The ukulele tablature shows: 0, 0, 0, 0, 2, 0, 2, 0.

17

Musical notation for measures 17-20. The melody continues with eighth notes G4, A4, B4, C5, D5, E5, F5, G5, and a dotted quarter note G4. The ukulele tablature shows: 0, 0, 0, 0, 3, 0, 0, 3, 0, 0, 1.

21

Musical notation for measures 21-24. The melody continues with eighth notes G4, A4, B4, C5, D5, E5, F5, G5, and a dotted quarter note G4. The ukulele tablature shows: 0, 0, 0, 0, 0, 0, 2, 0, 1, 0, 2, 0.

Ukulele Chords 2

Gb	Gb7	Gbm	Gbm7	Gbdim	Gbaug	Gb6	Gbmaj7	Gb9
G	G7	Gm	Gm7	Gdim	Gaug	G6	Gmaj7	G9
Ab	Ab7	Abm	Abm7	Abdim	Abaug	Ab6	Abmaj7	Ab9
A	A7	Am	Am7	Adim	Aaug	A6	Amaj7	A9
Bb	Bb7	Bbm	Bbm7	Bbdim	Bbaug	Bb6	Bbmaj7	Bb9
B	B7	Bm	Bm7	Bdim	Baug	B6	Bmaj7	B9

Ukulele Chords - 1

